

2005

*it all
starts
with a
v i s i o n*



HOME
Treadmills

SIMPLE • RELIABLE • COMFORTABLE

THE *vision* *fitness* DIFFERENCE

Whether your vision is a slimmer body, a healthier heart, stress management, or if you simply enjoy exercise, Vision Fitness has the treadmill to help you achieve your goals.

We began as a division of the Trek® Bicycle Company, where we pioneered the development of the smoothest, quietest, and most comfortable fitness bikes available. In 1996, Vision Fitness was spun off by the Trek® Fitness management team to continue to bring to market innovative fitness products. We offer you the same combination of quality, value, and performance that has made our founding company the most requested bicycle brand in America.



We broke into the treadmill market with the same quality and industry-leading features that we offer on our fitness bikes and elliptical trainers. Try an award-winning Vision Fitness® treadmill at your local specialty fitness retail store. We are confident you will agree with the thousands of satisfied users and find our treadmills are the simplest, most reliable, and most comfortable you have ever used.

To learn more about Vision Fitness and our complete line of quality fitness products, please visit our website: www.visionfitness.com.

The mission was clear: develop the most simple, reliable, and comfortable treadmill in the market. To do this, we first developed motivational programming to keep you going that extra mile. Then, we studied how we could keep the entire treadmill drive system cool and, thus, more reliable. To achieve this, we designed ventilated motor covers with large, roomy motor compartments. Finally, we redesigned how a treadmill offers cushioning with our eight strategically placed variable-durometer elastomer cushions.

Simple

Our Smart-Matrix™ LED consoles are easy to use, giving you all the information you need to achieve your goals. These consoles feature One-Touch™ Speed and Elevation Quick Keys, making adjustments during your workout simple. Some models even store your workout totals, so you can track your progress over time.



Reliable

Vision Fitness focuses on quality components instead of the fancy bells and whistles. We design our drive packages (motor, lower board, and console) from the ground up for the most reliable performance, rather than buying off-the-shelf components that may not work well together over time.

Comfortable

Our variable-durometer (softness) elastomer system gives you just the right amount of cushioning for a comfortable workout. The softest elastomer is located where your foot contacts the deck; while the firmest is in the back to offer support. For added comfort, our *T9600HRT Comfort*, *T9500HRT Ortho*, and *T9450HRT* have our extra shock-absorbing orthopedic belt.



When Vision Fitness burst onto the treadmill scene, we had the largest and heaviest treadmills designed for the home. We were proud to be called “big” and “heavy” by our competitors. You see, we believe that our larger workout area makes for a more comfortable workout, while our heavy gauge steel frame creates a truly stable workout surface.





Our award-winning *T9200* has a simple large-LED console to give you the feedback that you need, while our popular HRT® Series utilizes our Smart-Matrix™ LED console with built-in Heart Rate Training and Custom User Profiles. Our *T9700* Series even has a User Log-in button that actually accumulates and stores your workout totals.

Vision Fitness understands that a quality treadmill is a large investment, and it must be reliable and maintainable year after year. Our treadmills have large motor compartments with ventilated covers and 2.5” crowned rollers. This keeps the key components (motor, lower board, elevation motor, deck, and belt) running cool and insures a more reliable, longer lasting treadmill.

Vision Fitness® treadmills are significantly different from those of our competitors because we use wax on our decks as a lubricant instead of lower cost silicone. Our low-maintenance pre-waxed decks are designed to hold up for hundreds of hours of use (based on user’s weight and workout speed) without ever needing service. Wax systems are found on nearly all club treadmills. Wax impregnates the belt and acts as a lubricant between the belt and the deck and has properties that last longer than silicone. Our decks can easily have wax reapplied if needed, and you can flip the deck on our popular *T9600HRT Comfort* and *T9700* Series treadmills. When looking for a long-lasting, high quality treadmill, make sure that the treadmill you choose has a wax system and not a silicone one.

Our eight-elastomer cushioning system provides so much comfort that you will want to work out longer. The elastomers are strategically placed for extra cushioning where your foot strikes the belt and firm support where your foot pushes off. The stability of the frame is just as important as the cushioning. Our rigid frame construction insures that, when walking or running on the treadmill, all of the cushion is provided through the deck and elastomers. Note the braces on the bottom of our treadmill frames; make sure the treadmill you choose has this feature.





*Cherish your vision and your
dreams, as they are ... the blueprints
of your ultimate achievements.*

Napoleon Hill

Vision Fitness realizes that not everyone has the space for our full-platform treadmills. So, we designed a line of folding treadmills that integrates many of the features of our larger treadmills but folds out of the way when not in use. With Vision Fitness, you don't have to sacrifice performance just because you don't have space.



The Vision Fitness® line of folding treadmills—from our entry-level **T9250** to our fully-programmed Heart Rate Training **T9450HRT** treadmill—helps you achieve your fitness goals.

Vision Fitness knows that 80% of people stop working out and do not reach their goals due to boredom. Our Smart-Matrix™ LED consoles have large LED windows for both Speed and Elevation, while providing other feedback such as Time, Distance, Calories, Average Speed and Heart Rate. Our preset motivational programming, from Intervals and Speed Walk to Heart Rate Training, is sure to keep you going the extra distance. You can even design your own custom workout on many of our models. All Vision Fitness® programs allow you to adjust your speed and elevation anytime during the workout without leaving the program. Our **T9600HRT** and **T9700** Series offer contact heart rate feedback for an easy check of your heart rate.



Our easy-to-use *folding* system allows you to unfold our treadmills by simply lifting the latch and lowering the treadmill deck. It's that easy! Now you're ready for your workout. When you're done, simply lower the Elevation to zero and fold up; the locking mechanism will click into place. That's it!
Now, if only your *workout* were that easy...



*If you don't have a
vision, nothing happens.*

Christopher Reeve



Water Bottle/Cargo Holder

Speed/Elevation Quick Keys

Integrated Reading rack

Ergonomic Handlebar

Large LEDs display Speed in 0.1mph increments, and Elevation in 0.5% incline.

Profile LED graphically illustrates your workout and where you are in your workout.

Data Center shows different types of feedback such as Time, Distance, Calories, Pace, Heart Rate, and Average Speed. Keep the view on any of these specific pieces of information, or press the Scan button to automatically scan through each of the items.

Vision Fitness's line of treadmills boasts a modern console design. The example shown above is of the *T9600HRT Comfort* and depicts features that you will find on most of the treadmills in our line-up.

6



Vision Fitness® consoles allow you to read your favorite magazine while drinking your favorite beverage and still hold your MP3 player or cell phone. Keeping you on your treadmill is our goal, because it gets you to *your* fitness goal quicker.

The heart of a great workout...

Vision is the art of seeing the invisible.

Jonathon Swift



Vision Fitness understands that choosing the right treadmill is an important decision and a large investment. We have provided a checklist below of some key quality features that you should look for in a treadmill. Always make sure you test the treadmill before you buy it and ask, “Is it simple to use? Is it well built and reliable? Is it comfortable? Will I use it?” Good luck at achieving your fitness goals!

- Heavy Gauge Steel Frame** To compare frame strength, lift the treadmills you are considering. Be careful, though, our treadmills are heavy! Make sure that there are extra braces on the bottom of the treadmill for proper support.
- Low-maintenance Pre-waxed Decks** Stay away from lower-cost silicone systems.
- 2.5" Crowned Rollers** These rollers reduce wear on the belt and entire system; use larger, top quality bearings; and self-center the belt as you use it.
- Ventilated Motor Cover** A ventilated cover helps reduce heat build-up, thus increasing the treadmill's life.
- Cushioning System** Our eight-elastomer system offers just the right amount of cushioning but, if you need more, try a model with our Ortho Belt.
- Specialty Fitness Retailer** There are many different options for buying a treadmill (Internet, sporting goods stores and mass merchants), but they often sell bells and whistles without insuring you have the proper piece of fitness equipment. Specialty Fitness retailers specialize in fitness equipment. Your treadmill should be delivered and installed in your home by experts.
- Motivational Programming** Test the different programs. Our treadmills are loaded with programs to keep you going the extra distance, and they are easy to use.
- ISO 9001 Quality Manufacturing** All Vision Fitness® treadmills are assembled in an ISO 9001-certified facility.

full-platform treadmills



FEATURE

CONSOLE AND PROGRAMS	T9700HRT PROGRAMMABLE	T9700S SIMPLE	T9600HRT Comfort PROGRAMMABLE	T9500HRT Ortho PROGRAMMABLE	T9500HRT PROGRAMMABLE	T9300 PROGRAMMABLE
CONSOLE FEEDBACK						
BELT AREA						
ELEVATION						
SPEED						
MOTOR						
MOTOR CONTROL						
DECK						
CUSHIONING						
BELT						
ROLLERS						
FRAME						
HOME WARRANTY*						
DIMENSIONS						
PRODUCT WEIGHT						
MAXIMUM USER WEIGHT						
UPGRADES FROM PREVIOUS MODEL						

ADVANCED SMART-MATRIX™ HRT® W/ CONTACT HEART RATE Unique User Log-In, User Programs, One-Touch™ Program Keys: FAT BURN: Heart Rate, Rolling Hills, Random, Speed Walk ENDURANCE: Heart Rate, 5K, 10K, Ocean View Run SPEED TRAINING: Heart Rate, Interval Speed, Interval Hills, Peak Speed	ADVANCED SMART-MATRIX™ HRT® W/ CONTACT HEART RATE No Programs Unique User Log-In	SMART-MATRIX™ HRT® W/ CONTACT HEART RATE Elevation & Speed Quick Keys Heart Rate Training User Programs Manual Intervals • Speed Change Weight Loss • Speed Change Speed Walk • Elev. & Speed Change 5K Run • Elevation Change 10K Run • Elevation Change	SMART-MATRIX™ HRT® Elevation & Speed Quick Keys Heart Rate Training User Programs Manual Intervals • Speed Change Weight Loss • Speed Change Speed Walk • Elev. & Speed Change 5K Run • Elevation Change 10K Run • Elevation Change	SMART-MATRIX™ HRT® Elevation & Speed Quick Keys Heart Rate Training User Programs Manual Intervals • Speed Change Weight Loss • Speed Change Speed Walk • Elev. & Speed Change 5K Run • Elevation Change 10K Run • Elevation Change	SMART-MATRIX™ Elevation & Speed Quick Keys User Programs Manual Intervals • Speed Change Weight Loss • Speed Change Speed Walk • Elev. & Speed Change 5K Run • Elevation Change 10K Run • Elevation Change
Elevation, Speed, Time, Heart Rate, Distance, Pace, Calories, Avg. Speed	Elevation, Speed, Time, Heart Rate, Distance, Pace, Calories, Avg. Speed	Elevation, Speed, Time, Heart Rate, Distance, Pace, Calories, Avg. Speed	Elevation, Speed, Time, Heart Rate, Distance, Pace, Calories, Avg. Speed	Elevation, Speed, Time, Heart Rate, Distance, Pace, Calories, Avg. Speed	Elevation, Speed, Time, Heart Rate, Distance, Pace, Avg. Pace, Calories, Avg. Speed
60" x 20"	60" x 20"	60" x 20"	54" x 20"	54" x 20"	54" x 20"
0 to 15% Cambridge Motor Works™	0 to 15% Cambridge Motor Works™	0 to 15% Cambridge Motor Works™	0 to 12% Cambridge Motor Works™	0 to 12% Cambridge Motor Works™	0 to 12% Cambridge Motor Works™
.5 to 12 MPH	.5 to 12 MPH	.5 to 12 MPH	.5 to 12 MPH	.5 to 12 MPH	.5 to 10 MPH
3.0 hp Continuous Duty Internal Fan Cooled	3.0 hp Continuous Duty Internal Fan Cooled	3.0 hp Continuous Duty Cambridge Motor Works™ Internal Fan Cooled	3.0 hp Continuous Duty Cambridge Motor Works™ Internal Fan Cooled	3.0 hp Continuous Duty Cambridge Motor Works™ Internal Fan Cooled	2.0 hp Continuous Duty Cambridge Motor Works™
Club-Rated PWM with Fuseless Current Limit	Club-Rated PWM with Fuseless Current Limit	PWM with Fuseless Current Limit	PWM with Fuseless Current Limit	PWM with Fuseless Current Limit	PWM with Fuseless Current Limit
1" Commercial Grade Low Maintenance Prewaxed Phenolic Reversible	1" Commercial Grade Low Maintenance Prewaxed Phenolic Reversible	1" Low Maintenance Prewaxed Phenolic Reversible	1" Low Maintenance Prewaxed Phenolic	1" Low Maintenance Prewaxed Phenolic	1" Low Maintenance Prewaxed Phenolic
8 Variable-Durometer Elastomer Cushions	8 Variable-Durometer Elastomer Cushions	8 Variable-Durometer Elastomer Cushions	8 Variable-Durometer Elastomer Cushions	8 Variable-Durometer Elastomer Cushions	8 Variable-Durometer Elastomer Cushions
Siegling® COOL-WEAVE™ 2-Ply Urethane High Conductivity	Siegling® COOL-WEAVE™ 2-Ply Urethane High Conductivity	Orthopedic Cushioned	Orthopedic Cushioned	2.1MM 2-Ply	1.7MM Anti-Static
2.5" Crowned with Large O.D. Bearings	2.5" Crowned with Large O.D. Bearings	2.5" Crowned with Large O.D. Bearings	2.5" Crowned with Large O.D. Bearings	2.5" Crowned with Large O.D. Bearings	2.5" Crowned with Large O.D. Bearings
Extra-Heavy Gauge Steel Welded Frame	Extra-Heavy Gauge Steel Welded Frame	Extra-Heavy Gauge Steel Welded Frame	Heavy Gauge Steel Welded Frame	Heavy Gauge Steel Welded Frame	Heavy Gauge Steel Welded Frame
Lifetime Frame 10 Years Motor 5 Years Belt/Deck/Rollers 3 Years Parts/Electronics 2 Years Labor	Lifetime Frame 10 Years Motor 5 Years Belt/Deck/Rollers 3 Years Parts/Electronics 2 Years Labor	Lifetime Frame 10 Years Motor 5 Years Belt/Deck/Rollers 3 Years Parts/Electronics 1 Year Labor	Lifetime Frame 10 Years Motor 5 Years Belt/Deck/Rollers 3 Years Parts/Electronics 1 Year Labor	Lifetime Frame 10 Years Motor 5 Years Belt/Deck/Rollers 3 Years Parts/Electronics 1 Year Labor	Lifetime Frame 10 Years Motor 2 Years Parts/Electronics 1 Year Labor
80"L x 29"W x 57"H	80"L x 29"W x 57"H	80"L x 29"W x 57"H	73"L x 29"W x 57"H	73"L x 29"W x 57"H	73"L x 29"W x 57"H
300 lbs.	300 lbs.	300 lbs.	260 lbs.	250 lbs.	225 lbs.
400 lbs.	400 lbs.	350 lbs.	350 lbs.	350 lbs.	300 lbs.
UPGRADES FROM T9700S Programs	UPGRADES FROM T9600HRT Comfort Console Commercial Deck COOL-WEAVE™ Belt Motor Controller Warranty	UPGRADES FROM T9500HRT Ortho Contact Heart Rate Larger Running Surface Reversible Deck Extra-Heavy Gauge Steel Frame	UPGRADES FROM T9500HRT Orthopedic Cushioned Belt	UPGRADES FROM T9300 Heart Rate Training 3.0 hp Motor 2.1MM 2-Ply Belt Warranty	UPGRADES FROM T9200 SMART-MATRIX™ Display Programs

* Refer to www.visionfitness.com for complete Warranty details.
All product specifications are subject to change.



folding treadmills



T9200

**T9100
PROGRAMMABLE**

T9000

**T9450HRT
PROGRAMMABLE**

**T9350
PROGRAMMABLE**

**T9250
MANUAL**

SIMPLE LARGE-LED DISPLAY
Elevation & Speed Quick Keys
No Programs

LCD w/ MATRIX DISPLAY
Elevation & Speed Quick Keys
Manual, Intervals, Weight Loss,
Speed Walk, Pacer

SIMPLE LCD DISPLAY
No Programs

SMART-MATRIX™ HRT®
Elevation & Speed Quick Keys
Heart Rate Training
User Programs
Manual
Intervals • Speed Change
Weight Loss • Speed Change
Speed Walk • Elev. & Speed Change
5K Run • Elevation Change
10K Run • Elevation Change

SMART-MATRIX™
Elevation & Speed Quick Keys
User Programs
Manual
Intervals • Speed Change
Weight Loss • Speed Change
Speed Walk • Elev. & Speed Change
5K Run • Elevation Change
10K Run • Elevation Change

SIMPLE LARGE-LED DISPLAY
Elevation & Speed Quick Keys
No Programs

FEATURE

CONSOLE AND PROGRAMS

CONSOLE FEEDBACK

BELT AREA

ELEVATION

SPEED

MOTOR

MOTOR CONTROL

DECK

CUSHIONING

BELT

ROLLERS

FRAME

HOME WARRANTY*

DIMENSIONS

PRODUCT WEIGHT

MAXIMUM USER WEIGHT

UPGRADES
FROM PREVIOUS MODEL

Elevation, Speed, Time,
Distance, Calories

Elevation, Speed, Time,
Distance, Calories

Elevation, Speed, Time,
Distance, Calories

Elevation, Speed, Time,
Heart Rate, Distance, Pace,
Calories, Avg. Speed

Elevation, Speed, Time,
Distance, Pace, Avg. Pace,
Calories, Avg. Speed

Elevation, Speed, Time,
Distance, Calories

54" x 20"

54" x 20"

54" x 20"

54" x 20"

54" x 20"

54" x 20"

0 to 12%
Cambridge Motor Works™

0 to 12%
Cambridge Motor Works™

0 to 12%
Cambridge Motor Works™

0 to 12%
Cambridge Motor Works™

0 to 12%
Cambridge Motor Works™

0 to 12%
Cambridge Motor Works™

.5 to 10 MPH

.5 to 10 MPH

.5 to 10 MPH

.5 to 10 MPH

.5 to 10 MPH

.5 to 10 MPH

2.0 hp Continuous Duty
Cambridge Motor Works™

1.75 hp Continuous Duty
Cambridge Motor Works™

1.75 hp Continuous Duty
Cambridge Motor Works™

2.0 hp Continuous Duty
Cambridge Motor Works™

2.0 hp Continuous Duty
Cambridge Motor Works™

2.0 hp Continuous Duty
Cambridge Motor Works™

PWM with
Fuseless Current Limit

PWM with
Fuseless Current Limit

PWM with
Fuseless Current Limit

PWM with
Fuseless Current Limit

PWM with
Fuseless Current Limit

PWM with
Fuseless Current Limit

1" Low Maintenance
Prewaxed Phenolic

3/4" Low Maintenance
Prewaxed Phenolic

3/4" Low Maintenance
Prewaxed Phenolic

1" Low Maintenance
Prewaxed Phenolic

1" Low Maintenance
Prewaxed Phenolic

1" Low Maintenance
Prewaxed Phenolic

8 Variable-Durometer
Elastomer Cushions

6 Variable-Durometer
Elastomer Cushions

6 Variable-Durometer
Elastomer Cushions

8 Variable-Durometer
Elastomer Cushions

8 Variable-Durometer
Elastomer Cushions

8 Variable-Durometer
Elastomer Cushions

1.7MM Anti-Static

1.7MM Anti-Static

1.7MM Anti-Static

Orthopedic Cushioned

1.7MM Anti-Static

1.7MM Anti-Static

2.5" Crowned with
Large O.D. Bearings

2" Crowned with
Large O.D. Bearings

2" Crowned with
Large O.D. Bearings

2.5" Crowned with
Large O.D. Bearings

2.5" Crowned with
Large O.D. Bearings

2.5" Crowned with
Large O.D. Bearing

Heavy Gauge Steel
Welded Frame

Heavy Gauge Steel
Welded Frame

Heavy Gauge Steel
Welded Frame

Heavy Gauge Steel
Welded Frame

Heavy Gauge Steel
Welded Frame

Heavy Gauge Steel
Welded Frame

Lifetime Frame
10 Years Motor
2 Years Parts/Electronics
1 Year Labor

Lifetime Frame
10 Years Motor
2 Years Parts/Electronics
1 Year Labor

Lifetime Frame
10 Years Motor
2 Years Parts/Electronics
1 Year Labor

Lifetime Frame
10 Years Motor
5 Years Belt/Deck/Rollers
3 Years Parts/Electronics
1 Year Labor

Lifetime Frame
10 Years Motor
2 Years Parts/Electronics
1 Year Labor

Lifetime Frame
10 Years Motor
2 Years Parts/Electronics
1 Year Labor

73"L x 29"W x 57"H

72"L x 26"W x 51"H

72"L x 26"W x 51"H

73"L x 33"W x 55"H
31"L x 33"W x 68"H Folded

73"L x 33"W x 55"H
31"L x 33"W x 68"H Folded

73"L x 33"W x 55"H
31"L x 33"W x 68"H Folded

225 lbs.

170 lbs.

170 lbs.

250 lbs.

250 lbs.

250 lbs.

300 lbs.

265 lbs.

265 lbs.

275 lbs.

275 lbs.

275 lbs.

**UPGRADES FROM
T9100**
All-Steel Construction,
Larger Roller, 2.0 hp Motor
1" Deck, 8 Elastomers

**UPGRADES FROM
T9000**
Matrix Display
Programs


**UPGRADES FROM
SPORTING GOODS TREADMILL**
Heavy Gauge Steel Frame
Variable-Elastomer Cushioning System
Warranty, Professional Assembly

**UPGRADES FROM
T9350**
Orthopedic Cushioned Belt
Heart Rate Training
Warranty

**UPGRADES FROM
T9250**
Programming
Console Feedback

**UPGRADES FROM
SPORTING GOODS MODEL**
Heavy Gauge Frame
Warranty
Variable-Elastomer Cushioning System
Professional Assembly

*it all
starts
with a
v i s i o n*



500 South C.P. Avenue • P.O. Box 280 • Lake Mills, WI 53551
toll free 1.800.335.4348 • phone 1.920.648.4090 • fax 1.920.648.3373
www.visionfitness.com

©2004 Vision Fitness. All Rights Reserved. Advanced Smart-Matrix, Cambridge Motor Works, Cool-Weave, HRT, One-Touch, and Smart-Matrix are Trademarks of Vision Fitness.

8.04 Part #Y0055000
LIT18.02MKT
REV12